

THROTTLE CONTROLLER
Accelerator response can be adjusted to one of three modes to meet your desire: SPORTS (7 steps), ECO (5 steps), and Normal.

Auto-Blipping
Use this switch to turn ON / OFF the Auto-Blipping function. If set to ON, Auto-Blipping will engage after having reached the set speed when the clutch is depressed while stepping on the brake.

Blipping Adjustment
Use this switch to adjust the degree of acceleration, the time length of operation and the speed necessary for engagement.

Throttle Controller with Built-in MT Auto-Blipping Function

Auto-Blipping, an automatically engaged system, takes over where conventional blipping (momentarily raising rpms) done by heel and toe action left off; creating a smoother deceleration and minimizing engine wear that occurs when stepping on the brake and shifting down in MT model cars. A similar system has recently been introduced by some manufacturers as standard equipment in some model cars like the Z34 (MT). (No connection with Pivot products)

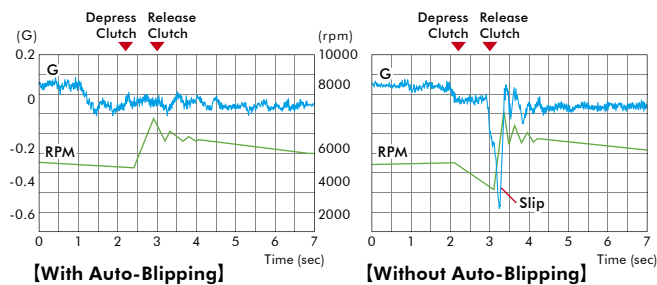


AUTO BLIPPING

Auto-Blipping

Auto-Blipping removes the need for the conventional “heel and toe” technique used to raise rpms with the accelerator while braking at the same time in an attempt to prevent slipping and turbulent motion caused by rapid downshifts when sports driving in manual transmission model cars. This allows the driver to concentrate more on braking which in turn results in a more accurate and smoother deceleration. Operation is safe as the Auto-Blipping function does not operate when accelerating without braking or when a set speed has not been reached. (Patent pending)

Comparison of Deceleration G's at Downshift (from 3rd-2nd)



Adjust to Most Suitable Blipping

When using blipping to raise the engine's rpms, it is possible to fine tune the settings for degree of acceleration, time length of operation and the speed at which blipping starts; making the perfect match for your car model and driving conditions.

Easy Operation

After starting the engine, simply press the Auto-Blipping switch to ON and Auto-Blipping will engage after having reached the set speed when the clutch is depressed while stepping on the brake.

THROTTLE CONTROLLER

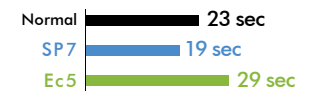
Throttle Controller for Best Response to Match Driving Style and Conditions

The controller has three modes to match your driving style and conditions whether driving for sport, driving slippery roads or driving with gas efficiency in mind: Normal Mode for regular response, Sports Mode with 7 steps for a quicker response, and ECO Mode with 3 steps for a slower response. The choice is yours.

Comparison of Fuel Consumption



Comparison of Acceleration Time



SP7: MAX. SPORTS Mode Ec5: MAX. ECO Mode
Running distance: 0-400 m / Degree of acceleration: 30%

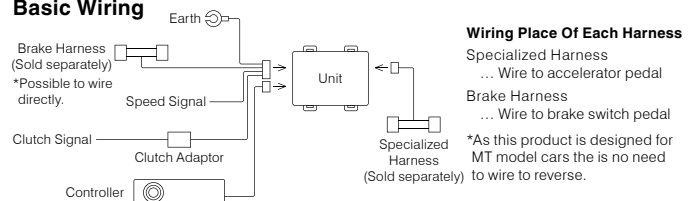


Real Size

THROTTLE CONTROLLER BLP ¥31,000

Specialized Harness is sold separately.

Basic Wiring



Size Controller: 78 × 22 × 14 (Depth) mm
Unit: 50 × 22 × 70 (Depth) mm