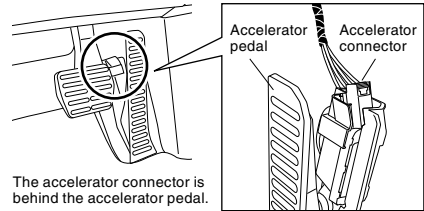
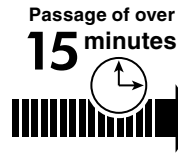
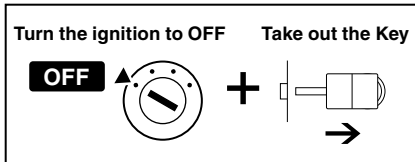
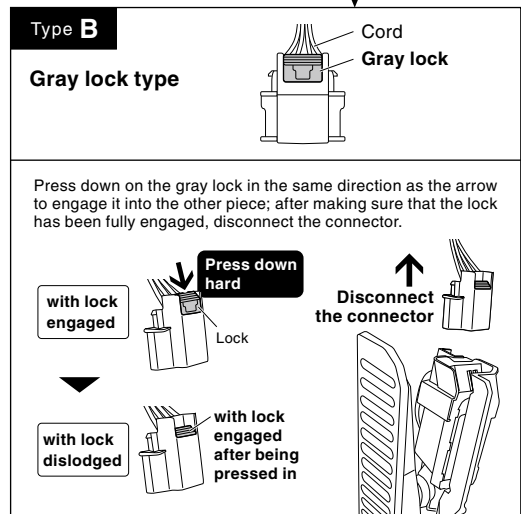
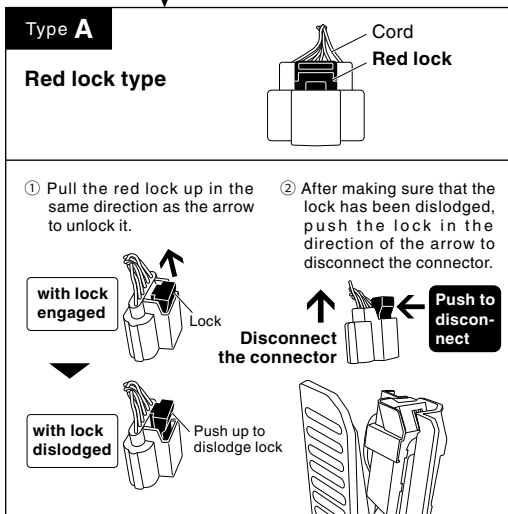


Audi & VW Installing the Specialized Harness (TH-9A)

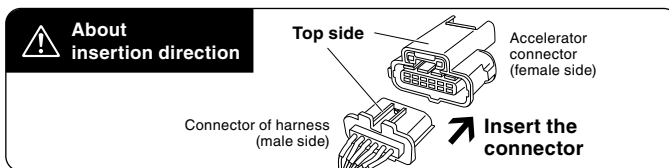
1 Only disconnect the accelerator connector after having waited at least fifteen minutes from the time that the ignition turned to the OFF position



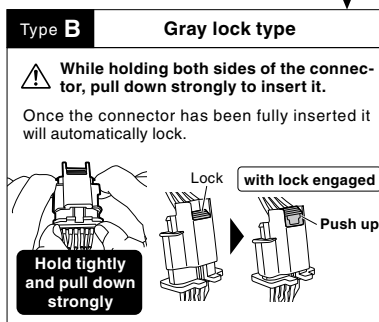
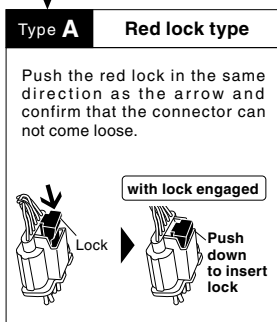
There are two types of accelerator connector; check which one you have before carrying out any work.



2 Insert the male side of the specialized harness into the female side of the accelerator connector



To prevent accidental disconnection, after insertion make sure to lock the connector.



3 Insert the female side of the specialized harness into the male side of the accelerator connector

With the lock position of the specialized harness (female connection) as shown in the figure make sure to insert the connector fully.

