

Pivot

3 drive · AC
THROTTLE CONTROLLER
SPORTS & ECO

Higher Performance Response and Auto-Cruise Control





THA ¥20,953 With SET switch
¥4,743 ~ (Specialized Harness)

3-drive · AC is our newly designed throttle controller for adjusting response in all types of driving from Sports to Eco-driving; now featuring an Auto-Cruise function.



BASIC FEATURE

SAFETY & SMART

Compact All-in-One Body This compact all-in-one body makes it possible to install in out of the way places such as storage box or near the steering wheel.

Digital Control Micro-computer control means less noise and less heat.

Initial Setting Method Stable balanced control is possible by running the "Initial Settings" program after having finished installation; this will help reduce troubles caused by voltage differences found in each car model.

Safety First System designed to give priority to safety even in times of trouble.

AUTO CRUISE CONTROL
COMFORTABLE & ECO

AUTO CRUISE Auto-Cruise allows you to set the most suitable speed to cruise at while driving; resulting in superior fuel-efficiency. (Approx. 30 ~ 140 km/h)

Stable Speed Control Our exclusively designed system lessens quick changes in speed; bringing you automatic cruise control with even more comfort.

User-Friendly Switch for Smooth Operation The separate switch allows for easy one-handed operation and installs almost anywhere with double-sided tape.

Deactivating Operation Stepping on the brake while Auto-Cruise is activated will deactivate its operation and return to normal driving mode. Auto-Cruise will also be deactivated when the "Set" switch is pressed, if the brake fuse burns out, or if the speed is much lower than the set speed.

Prevent Abnormal Acceleration Our safety design uses a microcomputer to monitor two kinds of output signal and if an abnormality is sensed will return to normal driving mode to prevent abnormal acceleration.

Example of speed difference test **59⁺¹₋₀ km/h**

Example of fuel consumption test

Auto-Cruise 60km/h	12.4 km/L (121 cc)
Variable Speed Driving 55-65 km/h	9.9 km/L (151 cc)
Variable Speed Driving 50-70 km/h	8.2 km/L (183 cc)

These figures were obtained through a driving test and may be different from results on actual road conditions.

· WAGON R (MH23S) · Road grade: Upward slope of approx. 1.5 degrees · Running distance: 1.5 km

※ Variable speed driving was obtained by accelerating up and down around the set speed.

SPECIAL MODEL SPECIFIC HARNESS
3-drive ▶ 3-drive

The car specific harness makes connection to the electronic accelerator a snap; for those already using a 3-drive Series the product can be used as is (for Japanese cars).

THROTTLE CONTROL
SPORTS & ECO

SPORTS & ECO 3-drive enables both the "raising" and "lowering" of response to acceleration in electronic throttle car models, giving the driver control over acceleration response for both sports driving and eco-driving.

12-Step Adjustment A wide variety of possible adjustments to meet you need; 7 for Sports and 5 for Eco.

Acceleration Monitor Open times of the accelerator (amount of depressing) are displayed and it is convenient for the eco-driving etc.

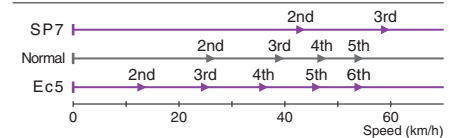
Performance Results of Each Mode (0-400 m)

Normal	23	Time (sec.)
SP7	19	
Ec5	29	

Normal	3.7 km/L (107 cc)	Fuel Consumption
SP7	2.5 km/L (157 cc)	
Ec5	6.9 km/L (58 cc)	

· HONDA STEP WAGON (RG1)

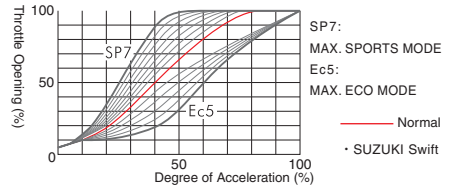
AT Gear Position Pattern



· VW GOLF GTI (1KAXX)
SP7: MAX. SPORTS MODE Ec5: MAX. ECO MODE
· Degree of acceleration: 30%

※ In models with CVT or in which changes in speed bring less shock, the noticeable differences may be less.

Examples of Changes in Throttle Opening



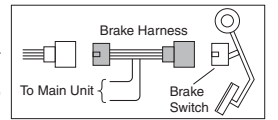
OPTIONAL PARTS

Please purchase optional parts as necessary.

[Brake Harness Kit]

¥2,667

This harness kit allows for simple coupler connection; making wiring for the brake switch a snap.

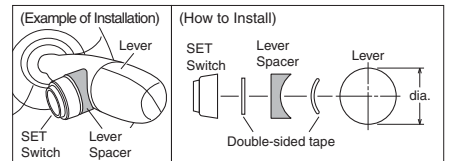


For more details, see List of Specialized Harnesses by Car Model for 3-drive · AC.

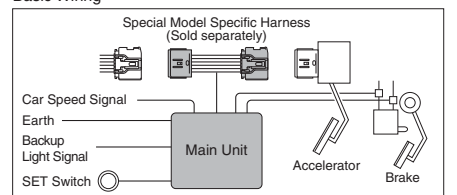
[Lever Spacer] ¥953

This spacer is for making it easier to operate the SET switch when it is being installed to a lever.

Spacer outside diameter: 22 mm (For more details, see our website.)



Basic Wiring



Size Main Unit: 60x22x55 (depth) mm
Switch outside diameter: 22x10 (thickness) mm

NOTICE	1 Before purchasing make sure to check the "List of Harness by Car Model".	3 Please carefully read the "User's manual" and carry out all operations with the utmost in safety.
	2 Make sure to carry out "Initial Settings" before using the product.	4 Do not use other manufacturers' products with the 3-drive specialized harness.