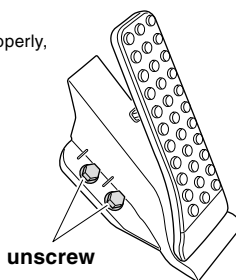


Mercedes-Benz Installing the Specialized Harness (TH-12A)

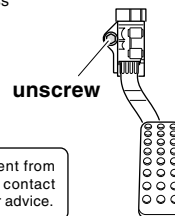
1 Turn the ignition to the OFF position and remove the accelerator pedal

To ensure that the specialized harness is installed properly, make sure to only carry out the installation after the accelerator pedal has been disconnected.



In case of Hanging pedal

Examples of Car Models;
A-class

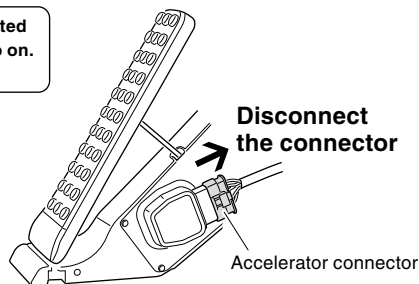


Note: If different from shown below, contact your dealer for advice.

2 Only disconnect the accelerator connector after having waited at least fifteen minutes from the time that the ignition turned to the OFF position



Depending on the type of vehicle, if the connector is disconnected before the ECU power is switched OFF, the Check Lamp may go on.
⇒ How to turn off the Check Lamp (User's Manual)



3 Insert the specialized harness into the accelerator connector

